Revision History				
Rev	ECN #	Name	Date	Checked By

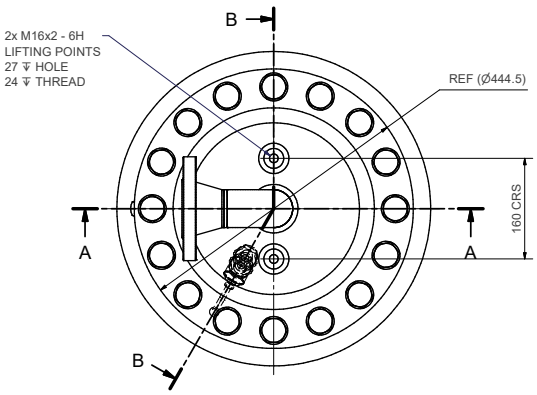

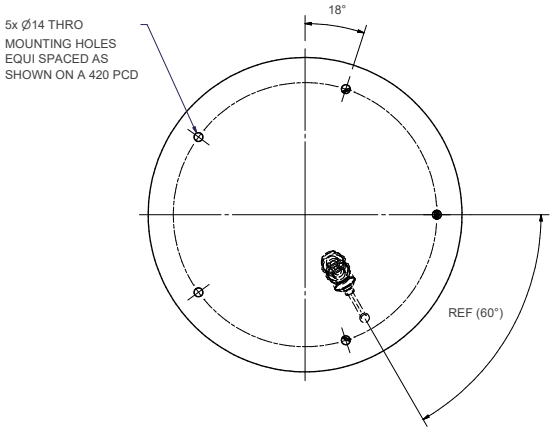

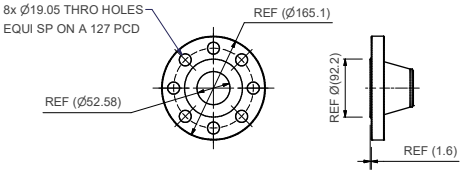

INLET / OUTLET FLANGE DETAIL
RF 2" NB FLANGE AS PER ASME B 16.5
(1 : 4)

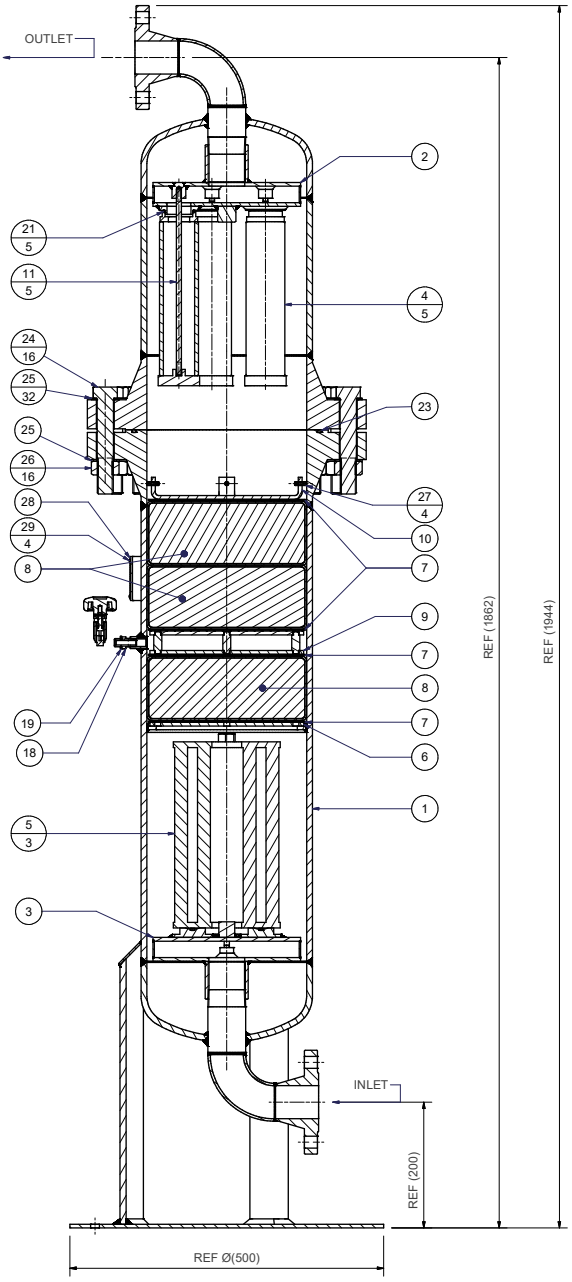

SECTION A-A
(1 : 4)

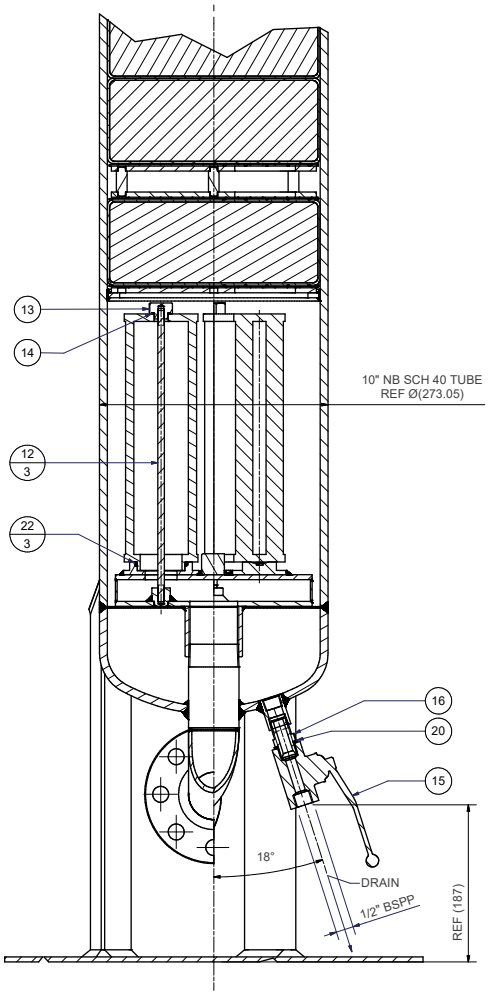

PART SECTION B-B
(1 : 3)

ALL DIMENSIONS IN mm DIMENSIONAL TOLERANCE ±0.25 mm ANGULAR TOLERANCE ±0.5° CONCENTRICITY TO 0.25 TIR CHAMFER 1st THREADS AT 45° FULLY DEBURR ALL SHARP EDGES 0.1-0.4 RADIUS OR CHAMFER ALL MACHINED SURFACES TO 1.6µm Ra UNLESS OTHERWISE STATED	THIS DOCUMENT IS THE PROPERTY OF LB SENTLEY LTD AND IS NOT TO BE COPIED OR COMMUNICATED TO ANY OTHER PERSON OR ORGANISATION WITHOUT WRITTEN PERMISSION	Drawing Number: LBB 35230 Description: MSA-103PL830-A20-5D670 HYDROGEN FILTER Sheet Size: A1 Scale: 1:2 Material: N/A THIRD ANGLE PROJECTION DO NOT SCALE Material Spec: SEE BOM	Drawn By: EAS Checked By: RAL Print Eng: Date: 30 Bar Scale: 1 : 4 RELEASE DATE: 07/02/2018 Drawn Date: 29/01/2018 Checked Date: 07/02/2018 Checked Date: Test Pressure: 50 Bar Scale: 1 : 4 ISSUE: 0